

# Direct Mount Actuator Accessories

## Direct Mount Actuator Accessories (Part 1 of 3)

	Code Number	Description <sup>1</sup>	Qty	Non-Spring Return							Spring Return							
				VAV	General Purpose						General Purpose		Safety					
					M9104(6)-AGx-2Nxx	M9102(4)-xGA-xS	M9106(9)-xGx-2	M9108	M9116	M9124	M9132	M9203		M9208	M9220	S9208		
VAV Accessories	CBL-2000-1	20 in. wire harness, actuator/transmitter to controller	1	■														
	CBL-2000-2	20 in. cable, actuator/transmitter to controller, plenum rated	1	■														
	CBL-2000-3	72 in. cable, actuator/transmitter To controller, plenum rated	1	■														
	DPT-2015-0	Differential pressure transmitter, 0 to 1-1/2 in. W.C. (0 to 374 Pa.)	1	■														
Shaft Couplers / Position Indicators	M9000-606	Position indicators, M9203 and M9208 Series	5									■						
	M9000-611	Position indicators, M9220 Series	5														■	
	M9000-154	Jackshaft coupler kit, M9108 (16) (24) (32) Series (Ø 1 in.)	1				■	■	■	■								
	M9203-601	Standard coupler kit, M9203 Series (Ø 1/4 to 1/2 in.) (□ 1/4 to 5/16 in.)	1									■						
	M9203-602	Retainer for M9203 coupler	5									■						
	M9208-601	Standard coupler kit, M9208 Series (Ø 5/16 to 5/8 in.) (□ 1/4 to 1/2 in.)	1										■					
	M9208-600	Large coupler kit, M9208 Series (Ø 1/2 to 3/4 in.) (□ 3/8 to 9/16 in.)	1										■					
	M9220-601	Standard coupler kit M9220 Series (1/2 to 3/4 in.) (□ 3/8 to 1/2 in.)	1														■	
	M9220-600	Jackshaft coupler kit, M9220 Series (3/4 to 1-1/16 in.) (□ 5/8 to 3/4 in.)	1														■	
	S9208-608	8 mm square shaft adapter	5															■
	S9208-610	10 mm square shaft adapter	5															■
	M9220-610	10 mm square shaft adapter with retainer	1															■
	M9220-612	12 mm square shaft adapter with retainer	1															■
	M9220-614	14 mm square shaft adapter with retainer	1															■
	M9208-602	Retainer for M9208 coupler	5										■					
M9220-602	Retainer for M9220 coupler	5															■	
Mounting Brackets	M9000-152	Reinforcement plate for mounting to thin sheet metal	1				■	■	■	■							■	
	M9000-158	Tandem mounting bracket	1				■	■	■	■							■	
	M9000-160	Anti-rotation bracket, M9106 (9) and M9108 (16) (24) (32) Series	1		■	■	■	■	■									
	M9000-604	Anti-rotation bracket, M(S)9208 and M(S)9210 (20) Series	1									■	■				■	
Damper Linkages / Accessories	M9000-153	Crankarm kit	1				■	■	■	■							■	
	M9208-150	Crankarm kit	1									■						
	M9000-150	Damper mount linkage kit for D1300 dampers	1				■	■	■	■								
	DMPR-KC254	Damper mount linkage kit for D1300 dampers	1				■	■	■	■								
	DMPR-KC260	Damper mount linkage kit for D1300 dampers	1														■	
	DMPR-KC054	Damper blade arm for D1300 dampers	1				■	■	■	■			■	■				
	DMPR-KC100	Damper blade linkage for D1300 dampers	1				■	■	■	■			■	■				
	DMPR-KC102	Damper push rod, Ø 5/16 x 48 in. length	1				■	■	■	■			■	■				
	M9000-151	Remote mounting kit with crankarm and damper linkage	1				■	■	■									
	M9203-100	Remote mounting kit with crankarm	1										■					
	M9203-110	Universal mounting kit	1										■					
	M9203-115	Universal mounting kit with crankarm	1										■					
	M9203-150	Crankarm kit	1										■					
	M9203-250	Remote mounting kit with crankarm and damper linkage for D1300 dampers	1										■					

The performance specifications are nominal and conform to acceptable industry standards. For applications at conditions beyond these specifications, consult the local Johnson Controls office. Johnson Controls, Inc. shall not be liable for damages resulting from misapplication or misuse of its products. © 2014 Johnson Controls, Inc. [www.johnsoncontrols.com](http://www.johnsoncontrols.com)

## Direct Mount Actuator Accessories (Continued)

### Direct Mount Actuator Accessories (Part 2 of 3)

	Code Number	Description <sup>1</sup>	Qty	Non-Spring Return						Spring Return			
				VAV	General Purpose						General Purpose		Safety
					M9104(6)-AGx-2Nxx	M9102(4)-xGA-xS	M9106(9)-xGx-2	M9108	M9116	M9124	M9132	M9203	M9208
Damper Linkages / Accessories (Cont.)	M9208-100	Remote mounting kit with crankarm	1										
	M9208-250	Remote mounting kit with crankarm and damper linkage for D1300 dampers	1										
	M9000-170	Remote mounting kit (horizontal) with crankarm	1										
	M9000-270	Remote mounting kit (horizontal) with crankarm and damper linkage for D1300 dampers	1										
	M9000-171	Remote mounting kit (vertical) with crankarm	1										
	M9000-271	Remote mounting kit (vertical) with crankarm and damper linkage for D1300 dampers	1										
	DMPR-KC300	Ball joint for Ø 5/16 in. rod, 1/4-20 x 9/16 in. thread mount	10										
	M9000-400	Jackshaft mounting kit, Ø 1/2 to 1.05 in.	1										
	M9000-402	Replacement hardware for M9000-400 jackshaft mounting kit	1										
	M9000-605	Ball joint for Ø 1/4 or 5/16 in. rods, 5/16-24 x 33/64 in. thread mount	5										
	M9220-605	Ball joint for M8x1.25 threaded rod, M8x1.25 x 16.5 mm thread mount	5										
	DMPR-KC003	Blade pin extension (Ø 1/2 x 7 in.) for D1300 dampers	5										
	Valve Linkages	M9000-155	Manual handle	1									
M9000-607		Position indicators, VA9203 and VA9208 Series											
M9000-516		Ball valve linkage for non-spring return, 1/2 to 2 in. VG1000 valves with 9 mm square stem	1										
M9000-518		Ball valve linkage for non-spring return, 2-1/2 to 4 in. VG1000 flanged valves with 11 mm square stem	1										
M9000-519		Ball valve linkage for spring return, 2-1/2 to 4 in. VG1000 flanged valves with 11 mm square stem	1										
M9000-551		Ball valve linkage, 1/2 to 1 in. hot/chilled water applications	1										
M9000-560		Ball valve linkage, 1/2 to 2 in. hot/chilled water applications	1										
M9000-561		Thermal barrier for M9000-551 and M9000-560 ball valve linkages permits use of M(VA)9xxx actuators on VG1000 valves with low-pressure steam	1										
M9000-520		Ball valve linkage, special and larger valve applications	1										
M9000-530		Linkage for 2-1/2 in. flanged iron globe valves for single actuator mounting	1										
M9000-531		Linkage for 3 in. flanged iron globe valves for single actuator mounting	1										
		Linkage for 4 in. flanged iron globe valves for single actuator mounting	1										
M9000-532		Linkage for 3 in. flanged iron globe valves for tandem actuator mounting	1										
		Linkage for 4 in. flanged iron globe valves for tandem actuator mounting	1										
M9000-533		Linkage for 5 in. flanged iron globe valves for single actuator mounting	1										
M9000-534		Linkage for 5 in. flanged iron globe valves for tandem actuator mounting	1										
M9000-535		Linkage for 6 in. flanged iron globe valves for single actuator mounting	1										
M9000-536		Linkage for 6 in. flanged iron globe valves for tandem actuator mounting	1										
M9000-537		Linkage for 4 in. flanged iron globe valves for tandem actuator mounting	1										
M9000-610		Tandem actuator adapter kit for VG2000 Series iron globe valve linkages	1										

## Direct Mount Actuator Accessories (Continued)

### Direct Mount Actuator Accessories (Part 3 of 3)

	Code Number	Description <sup>1</sup>	Qty	Non-Spring Return						Spring Return			
				VAV	General Purpose						General Purpose		Safety
					M9104(6)-AGx-2Nxx	M9102(4)-xGA-xS	M9106(9)-xGx-2	M9108	M9116	M9124	M9132	M9203	M9208
Weather Shields	M9000-310	Weather shield NEMA 3R, control dampers and VG2000 Series iron globe valve linkages, non-spring return	1			■	■	■	■	■			
	M9000-320	Weather shield NEMA 3R, control dampers and VG2000 Series iron globe valve linkages, spring return	1									■	
	M9000-330	Weather shield NEMA 3R, VG1000 Series ball valves with M9000-516 or M9000-518 linkage, non-spring return	1				■	■	■				
	M9000-340	Weather shield NEMA 3R, VG1000 Series ball valves with M9000-517 or M9000-519 linkage, spring return	1									■	
	M9000-321	Weather shield, NEMA 4X (IP66), control dampers	1							■	■		
	M9000-341	Weather shield, NEMA 4X (IP66), 1/2 to 2 in. VG1000 Series ball valves (requires M9000-551 or M9000-560 ball valve linkage kit)	1										
Adj. Stops	M9203-603	Adjustable stop kit	1							■			
	M9208-603	Adjustable stop kit	1							■			
	M9220-603	Adjustable stop kit	1								■		
Wiring Accessories	M9000-105	Pluggable 3-terminal block	1			■	■	■	■	■			
	M9000-106	Pluggable 4-terminal block	1			■							
	M9104-100	Conduit adapter for 3/8 in. flexible metal conduit	10		■								
	M9200-100	Threaded conduit adapters for 1/2 in. electrician's fittings	5									■	■
Tools	M9208-604	Manual crank, long, crank radius 2-13/16 in. (75 mm)	5								■	■	
	M9208-605	Manual crank, short, crank radius 1-13/16 in. (46.5 mm)	5								■	■	
	M9220-604	Manual crank	5									■	
Miscellaneous	M9000-103	Transformer, 14 VA Class 2, 120 to 24 VAC 60 Hz	1				■	■	■	■			
	M9000-104	Transformer, 14 VA Class 2, 230 to 24 VAC 60 Hz	1				■	■	■	■			
	Y65G13-0	Transformer, 40 VA Class 2, 24 to 24 VAC 60 Hz isolation, foot mounting	1	■	■	■	■	■	■	■		■	■
	Y65A13-0	Transformer, 40 VA Class 2, 120 to 24 VAC 60 Hz, foot mounting	1	■	■	■	■	■	■	■		■	■
	Y65A21-0	Transformer, 40 VA Class 2, 120 to 24 VAC 60 Hz, box mounting	1	■	■	■	■	■	■	■		■	■
	Y65S13-0	Transformer, 40 VA Class 2, 208/240 to 24 VAC 60 Hz, foot mounting	1	■	■	■	■	■	■	■		■	■
	Y63T22-0	Transformer, 50 VA Class 2, 120/208/240 to 24 VAC 60 Hz, box mounting	1	■	■	■	■	■	■	■		■	■
	Y63T31-0	Transformer, 50 VA Class 2, 120/208/240 to 24 VAC 60 Hz, foot/box mounting	1	■	■	■	■	■	■	■		■	■
	Y66T12-0	Transformer, 75 VA Class 2, 120/208/240 to 24 VAC 60 Hz, foot mounting	1	■	■	■	■	■	■	■		■	■
	Y66T13-0	Transformer, 75 VA Class 2, 120/208/240 to 24 VAC 60 Hz, foot mounting	1	■	■	■	■	■	■	■		■	■
	Y64T15-0	Transformer, 92 VA Class 2, 120/208/240 to 24 VAC 60 Hz, foot mounting	1	■	■	■	■	■	■	■		■	■
	Y64T21-0	Transformer, 92 VA Class 2, 120/208/240 to 24 VAC 60 Hz, box mounting	1	■	■	■	■	■	■	■		■	■
	Y64T22-0	Transformer, 92 VA Class 2, 120/208/240 to 24 VAC 60 Hz, box mounting	1	■	■	■	■	■	■	■		■	■
	M9000-200	Commissioning tool, for all 24V M(S)9xxx and M2202 Series actuators	1	■	■	■	■	■	■	■		■	■
ST1.72E	Duct thermal fuse, 162°F (72°C)	1										■	

1. Ø means round shaft size (diameter); □ means square shaft size (each side)

**Direct Mount Actuator Accessories (Continued)**

**M9104-AGx-2Nxx and M9106-AGx-2Nxx Series Actuator Accessories**







**M9106-AGA-2N**



**M9106-AGS-2N**

**M9104-AGx-2Nxx and M9106-AGx-2Nxx Series Actuator Accessories**

	Code Number	Description	Qty
<b>Variable Air Volume (VAV) System Accessories</b>			
 <small>(CBL-2000-1.tif)</small>	CBL-2000-1	20 in. (0.5 m) plenum rated wiring harness	1
 <small>(CBL-2000-2.tif)</small>	CBL-2000-2	20 in. (0.5 m) plenum rated wiring harness	1
 <small>(CBL-2000-3.tif)</small>	CBL-2000-3	72 in. (1.8 m) plenum rated wiring harness	1
 <small>(DPT-2015-0.tif)</small>	DPT-2015-0	0 to 1.5 in W.C. (0 to 375 Pa) differential pressure transmitter	1

## Direct Mount Actuator Accessories (Continued)

### M9102-xGA-xS and M9104-xGA-xS Series Actuator Accessories



**M9102/9104-xGA-2S**  
(M9102-AGA-2S.tif)



**M9102/9104-xGA-3S**  
(M9102-IGA-3S.tif)

### M9102-xGA-xS and M9104-xGA-xS Series Actuator Accessories

	Code Number	Description	Qty
<b>Valve Linkages</b>			
<p>(M9000-550.tif) from 34-636-1816</p>	<b>M9000-551</b>	VG1000 ball valve linkage (for use with M9104 Series actuators only)	1
<p>(M9000_561.jpg)</p>	<b>M9000-561</b>	Thermal barrier for M9000-560 and M9000-551 ball valve linkages. Permits use of M(VA)9xxx actuators on VG1000 Series ball valves with low-pressure steam	1
<b>Weather Shields</b>			
<p>(M9000_341.jpg)</p>	<b>M9000-341</b>	Weather shield NEMA4x (IP66), 1/2 to 2 in. for VG1000 Series ball valves	1
<b>Wiring Accessories</b>			
<p>(M9104-100.tif)</p>	<b>M9104-100</b>	3/8 in. (10 mm) flexible metal conduit adapter kit (for use with M9102-xxx-2S or M9104-xxx-2S actuators with integrated wiring harness only)	10

## Direct Mount Actuator Accessories (Continued)

### M9106-xGx-2 and M9109-xGx-2 Series Actuator Accessories



**M9106-GGA-2**  
(M9106-GGA-2.tif)

### M9106-xGx-2 and M9109-xGx-2 Series Actuator Accessories

	Code Number	Description <sup>1</sup>	Qty	
<b>Mounting Brackets</b>				
 (M9000-160.tif)	<b>M9000-160</b>	Anti-rotation bracket for M9106(9) and M9108(16)(24)(32) Series actuators	1	
<b>Damper Linkages / Accessories</b>				
 (DMPR-KC003.tif)	<b>DMPR-KC003</b>	Blade pin extension (Ø 1/2 x 7 in.) (for use with D1300 dampers only)	5	
<b>Valve Linkages</b>				
 (from 14-1297-5)	 (M9000-520.tif)	<b>M9000-520</b>	VG1000 ball valve linkage (for special and larger valve applications)	1
<b>Weather Shields</b>				
 (M9000-310.tif)	<b>M9000-310</b>	NEMA 3R weather shield for control dampers	1	
<b>Wiring Accessories</b>				
 (M9000-105.tif)	<b>M9000-105</b>	Pluggable 3-terminal block	1	
 (M9000-106.tif)	<b>M9000-106</b>	Pluggable 4-terminal block	1	

1. Ø means round shaft size (diameter); □ means square shaft size (each side)








## Direct Mount Actuator Accessories (Continued)

### M9108, M9116, M9124, and M9132 Series Actuator Accessories








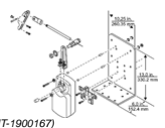




**M9108-AGA-2**  
(M9108-AGA-2.tif)

#### M9108, M9116, M9124, and M9132 Series Actuator Accessories (Part 1 of 4)

	Code Number	Description <sup>1</sup>	Qty
<b>Shaft Couplers / Position Indicators</b>			
 <small>(from LIT-1900167)</small>	 <small>(M9000-154.tif)</small>	<b>M9000-154</b> Jackshaft coupler kit for M9108 (16) (24) (32) Series actuators, (Ø 1 in.)	1
<b>Mounting Brackets</b>			
 <small>(M9000-152.tif)</small>	<b>M9000-152</b>	Reinforcing plate for mounting to thin sheet metal	1
 <small>(M9000-158.tif)</small>	<b>M9000-158</b>	Tandem mounting bracket	1
 <small>(M9000-160.tif)</small>	<b>M9000-160</b>	Anti-rotation bracket	1
<b>Damper Linkages / Accessories</b>			
 <small>(DMPR-KC003.tif)</small>	<b>DMPR-KC003</b>	Blade pin extension (Ø 1/2 x 7 in.) (for use with D1300 dampers only)	5
 <small>(DMPR-KC054.tif)</small>	<b>DMPR-KC054</b>	Blade pin extension (Ø 1/2 x 7 in.) (for use with D1300 dampers only)	1

## Direct Mount Actuator Accessories (Continued)







### M9108, M9116, M9124, and M9132 Series Actuator Accessories (Part 2 of 4)

	Code Number	Description <sup>1</sup>	Qty
 <small>(DMPR-KC100.tif)</small>	<b>DMPR-KC100</b>	Damper blade linkage (for use with D1300 dampers only)	1
 <small>(DMPR-KC102.tif)</small>	<b>DMPR-KC102</b>	Damper push rod, Ø 5/16 x 48 in.	1
 <small>(DMPR-KC260.tif)</small>	<b>DMPR-KC254</b>	Damper mount linkage kit (for use with D1300 dampers only)	1
 <small>(DMPR-KC300)</small>	<b>DMPR-KC300</b>	Ball joint for Ø 5/16 in. rod, 1/4-20 x 9/16 in. thread mount	10
 <small>(M9000-150.tif)</small>	<b>M9000-150</b>	Damper mounting kit for remote, inside-duct mounting an M9108 (16) (24) Series actuator to a three-blade or larger damper	1
 <small>(from LIT-1900167)</small>  <small>(M9000-151.tif)</small>	<b>M9000-151</b>	Remote mounting kit, with crankarm and damper linkage for M9108 (16) (24) Series actuators Use the M9000-151 linkage only on three-blade or larger dampers (not for use with M9132 Series actuators or tandem applications)	1
 <small>(M9000-153.tif)</small>	<b>M9000-153</b>	Crankarm kit (not for use with M9132 Series actuators or tandem applications)	1
 <small>(M9000_400.jpg)</small>	<b>M9000-400</b>	Jackshaft mounting kit, Ø 0.5 to 1.05 in.	1
 <small>(M9000_402.jpg)</small>	<b>M9000-402</b>	Replacement hardware for M9000-400 jackshaft mounting kit	1








## Direct Mount Actuator Accessories (Continued)

### M9108, M9116, M9124, and M9132 Series Actuator Accessories (Part 3 of 4)

	Code Number	Description <sup>1</sup>	Qty
<b>Valve Linkages</b>			
 <small>(M9000-155.tif)</small>	<b>M9000-155</b>	Manual handle	1
 <small>(M9000-516.tif)</small>	<b>M9000-516</b>	Ball valve linkage for non-spring return, 1/2 to 2 in. VG1000 valves with 9 mm square stem	1
 <small>(M9000-518.tif)</small>	<b>M9000-518</b>	Ball valve linkage for non-spring return, 2-1/2 to 4 in. VG1000 flanged valves with 11 mm square stem	1
 <small>(M9000-531.tif)</small>	<b>M9000-530</b>	VG2000 linkage kit for single M9116 (24) Series electric actuator and Johnson Controls® 2-1/2 in. cast iron globe valves with 3/8 in. stems	1
	<b>M9000-531</b>	VG2000 linkage kit for a single M9116 (24) Series electric actuator and Johnson Controls 3 to 4 in. cast iron globe valves with 3/8 in. stems	1
	<b>M9000-533</b>	VG2000 linkage kit for a single M9124 Series electric actuator and Johnson Controls 5 in. cast iron globe valves with 1/2 in. stems	1
	<b>M9000-535</b>	VG2000 linkage kit for a single M9124 Series electric actuator and Johnson Controls 6 in. cast iron globe valves with 1/2 in. stems	1
 <small>(M9000-534.tif)</small>	<b>M9000-532</b>	VG2000 linkage kit for tandem M9124 Series electric actuators and Johnson Controls 3 to 4 in. cast iron globe valves with 3/8 in. stems	1
	<b>M9000-534</b>	VG2000 linkage kit for tandem M9124 Series electric actuators and Johnson Controls 5 in. cast iron globe valves with 1/2 in. stems	1
	<b>M9000-536</b>	VG2000 linkage kit for tandem M9124 Series electric actuators and Johnson Controls 6 in. cast iron globe valves with 1/2 in. stems	1
	<b>M9000-537</b>	VG2000 linkage kit for tandem M9124 Series electric actuators and Johnson Controls 3 to 4 in. cast iron globe valves with 1/2 in. stems	1
 <small>(M9000-610.tif)</small>	<b>M9000-610</b>	Tandem actuator adapter kit for VG2000 Series iron globe valve linkages (not for use with the M9000-530 linkage)	1

## Direct Mount Actuator Accessories (Continued)

### M9108, M9116, M9124, and M9132 Series Actuator Accessories (Part 4 of 4)

	Code Number	Description <sup>1</sup>	Qty
<b>Weather Shields</b>			
 <small>(M9000-310.tif)</small>	<b>M9000-310</b>	NEMA 3R weather shield for control dampers or M9000-53x linkage kits on VG2000 Series cast iron flanged globe valves	1
 <small>(M9000-330.tif)</small>	<b>M9000-330</b>	NEMA 3R weather shield for VG1000 Series non-spring-return ball valves with M9000-516 or M9000-518 linkage	1
<b>Wiring Accessories</b>			
 <small>(M9000-105.tif)</small>	<b>M9000-105</b>	Pluggable 3-terminal block	
<b>Miscellaneous (Unique to M9108[16][24][32] Series Actuators)</b>			
 <small>(M9000-103.tif)</small>	<b>M9000-103</b>	Transformer, Class 2, 120/24 VAC	1
 <small>(M9000-104.tif)</small>	<b>M9000-104</b>	Transformer, Class 2, 230/24 VAC	1

1. Ø means round shaft size (diameter); □ means square shaft size (each side)





## Direct Mount Actuator Accessories (Continued)

### M9203 Series Actuator Accessories










**M9203-GGB-2**  
(M9203.jpg)

#### M9203 Series Actuator Accessories (Part 1 of 4)

	Code Number	Description <sup>1</sup>	Qty
<b>Shaft Couplers / Position Indicators</b>			
 (M9000_606.jpg)	M9000-606	Position indicators, M9203 and M9208 Series	1
 (M9203_601.jpg)	M9203-601	Standard coupler kit, M9203 Series (Ø 1/4 to 1/2 in.) (□ 1.4 to 5/16 in.)	1
 (M9203_602.jpg)	M9203-602	Retainer for M9203 coupler	5
<b>Mounting Brackets</b>			
 (M9000_604.jpg)	M9000-604	Anti-rotation bracket	1

## Direct Mount Actuator Accessories (Continued)

### M9203 Series Actuator Accessories (Part 2 of 4)

	Code Number	Description <sup>1</sup>	Qty
<b>Weather Shields</b>			
 <small>(M9000_321.jpg)</small>	<b>M9000-321</b>	Weather shield NEMA 4x (IP66), control dampers	1
 <small>(M9000_341.jpg)</small>	<b>M9000-341</b>	Weather shield NEMA 4x (IP66), 1/2 to 2 in. VG1000 Series ball valves	1
<b>Damper Linkages / Accessories</b>			
 <small>(DMPR-KC003.tif)</small>	<b>DMPR-KC003</b>	Blade pin extension (Ø 1/2 x 7 in.) (for use with D1300 dampers only)	1
 <small>(DMPR-KC054.tif)</small>	<b>DMPR-KC054</b>	Damper blade arm (for use with D1300 dampers only)	1
 <small>(DMPR-KC100.tif)</small>	<b>DMPR-KC100</b>	Damper blade linkage (for use with D1300 dampers only)	1
 <small>(DMPR-KC102.tif)</small>	<b>DMPR-KC102</b>	Blade pin extension (Ø 1/2 x 7 in.) (for use with D1300 dampers only)	1
 <small>(M9203_100.jpg)</small>	<b>M9203-100</b>	Remote mounting kit with crankarm	1




## Direct Mount Actuator Accessories (Continued)

### M9203 Series Actuator Accessories (Part 3 of 4)

	Code Number	Description <sup>1</sup>	Qty
 <small>(M9203_110.jpg)</small>	M9203-110	Universal mounting kit	1
 <small>(M9203_115.jpg)</small>	M9203-115	Universal mounting kit with crankarm	1
 <small>(M9203_150.jpg)</small>	M9203-150	Crankarm kit	1
 <small>(M9203_250.jpg)</small>	M9203-250	Remote mounting kit with crankarm and damper linkage for D1300 dampers	1
 <small>(M9000_605.jpg)</small>	M9000-605	Ball joint for Ø 1/4 and Ø 5/16 in. rods, 5/16-24 x 33/64 in. thread mount	5
<b>Adjustable Stops</b>			
 <small>(M9203_603.jpg)</small>	M9203-603	Adjustable stop kit	1

## Direct Mount Actuator Accessories (Continued)

### M9203 Series Actuator Accessories (Part 4 of 4)

	Code Number	Description <sup>1</sup>	Qty
<b>Valve Linkages</b>			
 <small>(M9000_607.jpg)</small>	<b>M9000-607</b>	Position indicators, VA9203 and VA9208 Series	1
 <small>(M9000-560.jpg)</small>	<b>M9000-560</b>	Ball valve linkage for spring return, 1/2 to 2 in. hot and chilled water applications	1
 <small>(M9000_561.jpg)</small>	<b>M9000-561</b>	Thermal barrier for M9000-560 and M9000-551 ball valve linkages. Permits use of M(VA)9xxx actuators on VG1000 valves with low-pressure steam	1

1. Ø means round shaft size (diameter); □ means square shaft size (each side)








## Direct Mount Actuator Accessories (Continued)

### M9208 Series Actuator Accessories












**M9208-BAC-3**  
(M9208-BAC-3.tif)

### M9208 Series Actuator Accessories (Part 1 of 3)

	Code Number	Description <sup>1</sup>	Qty
<b>Shaft Couplers / Position Indicators</b>			
 (M9000-600.tif)	<b>M9208-600</b>	Large coupler kit for use with M9208 Series actuators (Ø 1/2 to 3/4 in. and □ 3/8 to 9/16 in.)	1
 (M9000-601.tif)	<b>M9208-601</b>	Standard coupler kit for use with M9208 Series actuators (Ø 5/16 to 5/8 in. and □ 1/4 to 1/2 in.)	1
 (M9208-602.tif)	<b>M9208-602</b>	Retainer for M9208 coupler	5
<b>Mounting Brackets</b>			
 (M9000-604.tif)	<b>M9000-604</b>	Anti-rotation bracket	1
<b>Tools</b>			
 (M9208-604.tif)	<b>M9208-604</b>	Long manual crank, 2-13/16 in. (72 mm) crank radius	5
 (M9208-605.tif)	<b>M9208-605</b>	Short manual crank, 1-13/16 in. (47 mm) crank radius	5
 (M9000_321.jpg)	<b>M9000-321</b>	Weather shield NEMA 4X(IP66), control dampers	1

## Direct Mount Actuator Accessories (Continued)





### M9208 Series Actuator Accessories (Part 2 of 3)

	Code Number	Description <sup>1</sup>	Qty
<b>Weather Shields</b>			
 <small>(M9000_341.jpg)</small>	<b>M9000-341</b>	Weather shield NEMA 4X(IP66), 1/2 to 2 in. VG1000 Series ball valves	1
<b>Damper Linkages / Accessories</b>			
 <small>(DMPR-KC003.tif)</small>	<b>DMPR-KC003</b>	Blade pin extension (Ø 1/2 x 7 in.) (for use with D1300 dampers only)	5
 <small>(DMPR-KC054.tif)</small>	<b>DMPR-KC054</b>	Damper blade arm (for use with D1300 dampers only)	1
 <small>(DMPR-KC100.tif)</small>	<b>DMPR-KC100</b>	Damper blade linkage (for use with D1300 dampers only)	1
 <small>(DMPR-KC102.tif)</small>	<b>DMPR-KC102</b>	Damper push rod, Ø 5/16 x 48 in.	1
 <small>(M9000_400.jpg)</small>	<b>M9000-400</b>	Jackshaft mounting kit, Ø 0.5 to 1.05 in.	
 <small>(M9000_402.jpg)</small>	<b>M9000-402</b>	Replacement hardware for M9000-400 jackshaft mounting kit	
 <small>(M9000_605.jpg)</small>	<b>M9000-605</b>	Ball joint for Ø 1/4 and Ø 5/16 in. rods, 5/16-24 x 33/64 in. thread mount	5
 <small>(M9208-100.tif)</small>	<b>M9208-100</b>	Remote mounting kit with crankarm	1



## Direct Mount Actuator Accessories (Continued)

### M9208 Series Actuator Accessories (Part 3 of 3)

	Code Number	Description <sup>1</sup>	Qty
<b>Damper Linkages / Accessories</b>			
 <small>(M9208-150.tif)</small>	M9208-150	Crankarm kit	1
 <small>(M9208-250.tif)</small>	M9208-250	Remote mounting kit with crankarm and damper linkage (for use with D1300 dampers only)	1
<b>Adjustable Stops</b>			
 <small>(M9208-603.tif)</small>	M9208-603	Adjustable stop kit	1
<b>Wiring Accessories</b>			
 <small>(M9200_100.jpg)</small>	M9200-100	Threaded conduit adapters for 1/2 in. electrician's fittings	1

1. Ø means round shaft size (diameter); □ means square shaft size (each side)









## Direct Mount Actuator Accessories (Continued)

### M9220 Series Actuator Accessories










**M9220-BAC-3**  
(M9220-BAC-3.tif)

#### M9220 Series Actuator Accessories (Part 1 of 4)

	Code Number	Description <sup>1</sup>	Qty
<b>Shaft Couplers / Position Indicators</b>			
 (M9000-611.tif)	<b>M9000-611</b>	Position indicators for use with M9220 Series actuators	5
 (M9220-600A.tif)	<b>M9220-600</b>	Jackshaft coupler kit for use with M9220 Series actuators Ø 3/4 in. to 1-1/16 in. (19 to 27 mm) round shafts; or 5/8 and 3/4 in. (16, 18 and 19 mm) square shafts	1
 (M9220-601.tif)	<b>M9220-601</b>	Standard coupler kit for use with M9220 Series actuators Ø 1/2 to 3/4 in. (12 to 19 mm) round shafts; or 3/8 and 1/2 in. (10, 12 and 14 mm) square shafts	1
 (M9220-602.tif)	<b>M9220-602</b>	Retainer for M9220 coupler	5
 (M9220-610.tif)  (M9220-602.tif)	<b>M9220-610</b>	10 mm square shaft adapter with retainer	1
	<b>M9220-612</b>	12 mm square shaft adapter with retainer	1
	<b>M9220-614</b>	14 mm square shaft adapter with retainer	1
<b>Mounting Brackets</b>			
 (M9000-152.tif)	<b>M9000-152</b>	Reinforcing plate for mounting to thin sheet metal	1
 (M9000-158.tif)	<b>M9000-158</b>	Tandem mounting bracket	1








## Direct Mount Actuator Accessories (Continued)

### M9220 Series Actuator Accessories (Part 2 of 4)

	Code Number	Description <sup>1</sup>	Qty
 <small>(M9000-604.tif)</small>	M9000-604	Anti -rotation bracket	1
<b>Damper Linkages / Accessories</b>			
 <small>(DMPR-KC003.tif)</small>	DMPR-KC003	Blade pin extension (Ø 1/2 x 7 in.) (for use with D1300 dampers only)	5
 <small>(DMPR-KC054.tif)</small>	DMPR-KC054	Damper blade arm (for use with D1300 dampers only)	1
 <small>(DMPR-KC100.tif)</small>	DMPR-KC100	Damper blade linkage (for use with D1300 dampers only)	1
 <small>(DMPR-KC102.tif)</small>	DMPR-KC102	Damper push rod, Ø 5/16 x 48 in.	1
 <small>(DMPR-KC260.tif)</small>	DMPR-KC260	Damper mount linkage kit (for use with D1300 dampers only)	1
 <small>(M9000-153.tif)</small>	M9000-153	Crankarm kit (not for use with M9132 series actuators or tandem applications)	1
 <small>(M9000-170.tif)</small>	M9000-170	Remote mounting kit (horizontal) with crankarm and ball joint	1
 <small>(M9000-171.tif)</small>	M9000-171	Remote mounting kit (vertical) with crankarm and ball joint	1
 <small>(M-9000-270.tif)</small>	M9000-270	Remote mounting kit (horizontal) with crankarm and damper linkage (for use with D1300 dampers only)	1








## Direct Mount Actuator Accessories (Continued)

### M9220 Series Actuator Accessories (Part 3 of 4)

	Code Number	Description <sup>1</sup>	Qty
 <small>(M9000-271.tif)</small>	M9000-271	Remote mounting kit (vertical) with crankarm and damper linkage (for use with D1300 dampers only)	1
 <small>(M9000_400.jpg)</small>	M9000-400	Jackshaft mounting kit, Ø 0.5 to 1.05 in.	1
 <small>(M9000_402.jpg)</small>	M9000-402	Replacement hardware for M9000-400 jackshaft mounting kit	1
 <small>(M9000_605.jpg)</small>	M9000-605	Ball joint for Ø 1/4 and Ø 5/16 in. rods, 5/16-24 x 33/64 in. thread mount	5
 <small>(M9220-605.tif)</small>	M9220-605	Ball joint for M8x1.25 threaded rod, M8x1.25 x 16.5 mm thread mount	5
<b>Valve Linkages</b>			
 <small>(M9000-518.tif)</small>	M9000-519	Ball valve linkage for spring return, 2-1/2 to 4 in. VG1000 flanged valves with 11 mm square stem	1
 <small>(M9000-531.tif)</small>	M9000-530	VG2000 linkage kit for M9220 Series electric actuator and Johnson Controls 2-1/2 in. cast iron globe valves with 3/8 in. stems	1
	M9000-531	VG2000 linkage kit for a single M9220 Series electric actuator and Johnson Controls 3 in. and 4 in. cast iron globe valves with 3/8 in. stems	1
	M9000-533	VG2000 linkage kit for a single M9220 Series electric actuator and Johnson Controls 5 in. cast iron globe valves with 1/2 in. stems	1
	M9000-535	VG2000 linkage kit for a single M9220 Series electric actuator and Johnson Controls 6 in. cast iron globe valves with 1/2 in. stems	1

## Direct Mount Actuator Accessories (Continued)

### M9220 Series Actuator Accessories (Part 4 of 4)

	Code Number	Description <sup>1</sup>	Qty
 <small>(M9000-535.tif)</small>	<b>M9000-532</b>	VG2000 linkage kit for tandem M9220 Series electric actuators and Johnson Controls 3 in. and 4 in. cast iron globe valves with 3/8 in. stems	1
	<b>M9000-534</b>	VG2000 linkage kit for tandem M9220 Series electric actuators and Johnson Controls 5 in. cast iron globe valves with 1/2 in. stems	1
	<b>M9000-536</b>	VG2000 linkage kit for tandem M9220 Series electric actuators and Johnson Controls 6 in. cast iron globe valves with 1/2 in. stems	1
	<b>M9000-537</b>	VG2000 linkage kit for tandem M9220 Series electric actuators and Johnson Controls 3 in. and 4 in. cast iron globe valves with 1/2 in. stems	1
 <small>(M9000-610.tif)</small>	<b>M9000-610</b>	Tandem actuator adapter kit for VG2000 Series iron globe valve linkages (not for use with the M9000-530 linkage)	1
<b>Weather Shields</b>			
 <small>(M9000-320.tif)</small>	<b>M9000-320</b>	NEMA 3R weather shield for control dampers or M9000-53x Series linkage kits on VG2000 Series cast iron flanged globe valves	1
 <small>(M9000-340.tif)</small>	<b>M9000-340</b>	NEMA 3R weather shield for VG1000 Series ball valves with M9000-517 or M9000-519 linkage, spring return	1
<b>Adjustable Stops</b>			
 <small>(M9220-603.tif)</small>	<b>M9220-603</b>	Adjustable stop kit	1
<b>Wiring Accessories</b>			
 <small>(M9200_100.jpg)</small>	<b>M9200-100</b>	Threaded conduit adapters for 1/2 in. electrician's fittings	
<b>Tools</b>			
 <small>(M9220-604.tif)</small>	<b>M9220-604</b>	Manual crank	5

1. Ø means round shaft size (diameter); □ means square shaft size (each side)







## Direct Mount Actuator Accessories (Continued)

### S9208 Series Actuator Accessories



**S9208-BDC-33C**  
(S9208BDC33C.tif)













### S9208 Series Actuator Accessories

	Code Number	Description	Qty
<b>Shaft Couplers / Position Indicators</b>			
 (S9208-608.tif)	<b>S9208-608</b>	8 mm square shaft adapter	5
 (S9208-610.tif)	<b>S9208-610</b>	10 mm square shaft adapter	5
<b>Mounting Brackets</b>			
 (M9000-604.tif)	<b>M9000-604</b>	Anti-rotation bracket	5
<b>Tools</b>			
 (M9208-604.tif)	<b>M9208-604</b>	Long manual crank, 2-13/16 in. (72 mm) crank radius	5
 (M9208-605.tif)	<b>M9208-605</b>	Short manual crank, 1-13/16 in. (47 mm) crank radius	5
<b>Miscellaneous</b>			
 (ST1.tif)	<b>ST1.72E</b>	Duct thermal fuse, 162°F (72°C)	1

## Direct Mount Actuator Accessories (Continued)

### Miscellaneous Accessories

#### Miscellaneous Accessories

	Code Number	Description	Qty
<b>Transformers</b>			
 <small>(Y63T22.tif)</small>	Y63T22-0	Transformer, 50 VA Class 2, 120/208/240 to 24 VAC 60 Hz, box mounting	1
 <small>(Y63T31.tif)</small>	Y63T31-0	Transformer, 50 VA Class 2, 120/208/240 to 24 VAC 60 Hz, foot/box mounting	1
 <small>(Y64T15.tif)</small>	Y64T15-0	Transformer, 92 VA Class 2, 120/208/240 to 24 VAC 60 Hz, foot mounting	1
 <small>(Y64T21.tif)</small>	Y64T21-0	Transformer, 92 VA Class 2, 120/208/240 to 24 VAC 60 Hz, box mounting	1
 <small>(Y64T22.tif)</small>	Y64T22-0	Transformer, 92 VA Class 2, 120/208/240 to 24 VAC 60 Hz, box mounting	1
 <small>(Y65A13.tif)</small>	Y65A13-0	Transformer, 40 VA Class 2, 120 to 24 VAC 60 Hz, foot mounting	1
 <small>(Y65A21.tif)</small>	Y65A21-0	Transformer, 40 VA Class 2, 120 to 24 VAC 60 Hz, box mounting	1
 <small>(Y65G13.tif)</small>	Y65G13-0	Transformer, 40 VA Class 2, 24 to 24 VAC 60 Hz isolation, foot mounting	1
 <small>(Y65S13.tif)</small>	Y65S13-0	Transformer, 40 VA Class 2, 208/240 to 24 VAC 60 Hz, foot mounting	1
 <small>(Y66T12.tif)</small>	Y66T12-0	Transformer, 75 VA Class 2, 120/208/240 to 24 VAC 60 Hz, foot mounting	1
 <small>(Y66T13.tif)</small>	Y66T13-0	Transformer, 75 VA Class 2, 120/208/240 to 24 VAC 60 Hz, foot mounting	1
<b>Commissioning Tool</b>			
 <small>(M9000_200.jpg)</small>	M9000-200	Commissioning tool for all 24V M(S)9xxx and M2202 Series actuators	1